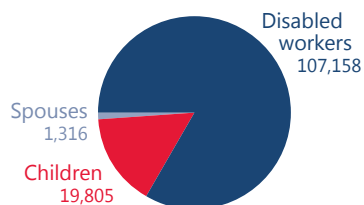
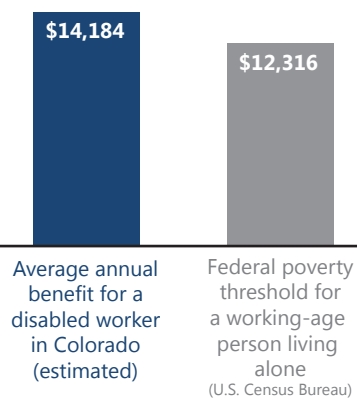




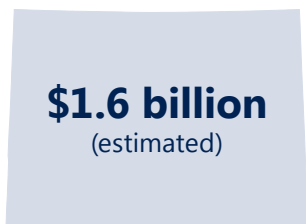
Most DI beneficiaries in Colorado are disabled workers



Average annual benefits compared to the poverty threshold



Total annual benefits



While Social Security is best known for providing retirement benefits, the program also provides Disability Insurance (DI) protection to workers and their families (spouses, minor children, and disabled adult children).

Number of Disability Insurance beneficiaries in current-payment status, average monthly benefit, and total monthly benefits, December 2014

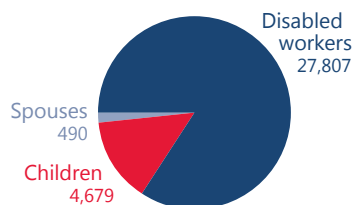
Congressional district	Number of beneficiaries			Average monthly benefit (dollars)			Total monthly benefits (millions of dollars)	
	Total	Disabled workers	Children	Spouses	Disabled workers	Children		Spouses
Colorado	128,279	107,158	19,805	1,316	1,182	357	317	134.1
1	18,432	16,129	2,173	130	1,134	333	298	19.1
2	12,665	10,826	1,719	120	1,250	405	413	14.3
3	23,003	19,504	3,186	313	1,124	340	310	23.1
4	17,705	14,462	3,063	180	1,186	369	313	18.3
5	22,632	18,133	4,188	311	1,165	334	302	22.6
6	14,668	11,981	2,577	110	1,241	378	301	15.9
7	19,174	16,123	2,899	152	1,226	367	316	20.9
All areas ^a	10,931,092	8,954,518	1,827,619	148,955	1,165	349	315	11,120.2

SOURCES: Social Security Administration, Master Beneficiary Record, 100 percent data; and U.S. Postal Service geographic data.

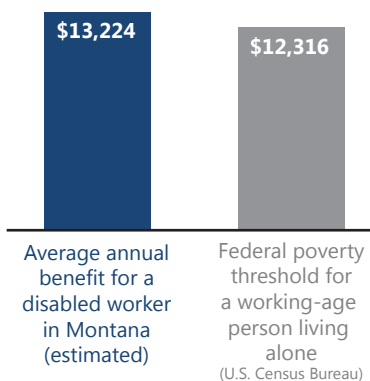
a. Includes beneficiaries in the 50 states, District of Columbia, American Samoa, Guam, Northern Mariana Islands, Puerto Rico, U.S. Virgin Islands, and foreign countries.



Most DI beneficiaries in Montana are disabled workers



Average annual benefits compared to the poverty threshold



Total annual benefits



While Social Security is best known for providing retirement benefits, the program also provides Disability Insurance (DI) protection to workers and their families (spouses, minor children, and disabled adult children).

Number of Disability Insurance beneficiaries in current-payment status, average monthly benefit, and total monthly benefits, December 2014

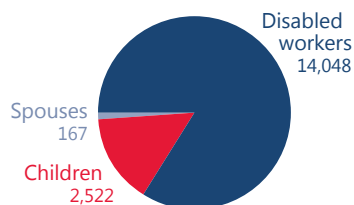
Congressional district	Number of beneficiaries				Average monthly benefit (dollars)			Total monthly benefits (millions of dollars)
	Total	Disabled workers	Children	Spouses	Disabled workers	Children	Spouses	
Montana	32,976	27,807	4,679	490	1,102	325	278	32.3
All areas ^a	10,931,092	8,954,518	1,827,619	148,955	1,165	349	315	11,120.2

SOURCES: Social Security Administration, Master Beneficiary Record, 100 percent data; and U.S. Postal Service geographic data.

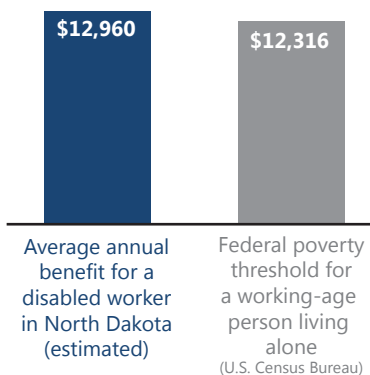
a. Includes beneficiaries in the 50 states, District of Columbia, American Samoa, Guam, Northern Mariana Islands, Puerto Rico, U.S. Virgin Islands, and foreign countries.



Most DI beneficiaries in North Dakota are disabled workers



Average annual benefits compared to the poverty threshold



Total annual benefits



While Social Security is best known for providing retirement benefits, the program also provides Disability Insurance (DI) protection to workers and their families (spouses, minor children, and disabled adult children).

Number of Disability Insurance beneficiaries in current-payment status, average monthly benefit, and total monthly benefits, December 2014

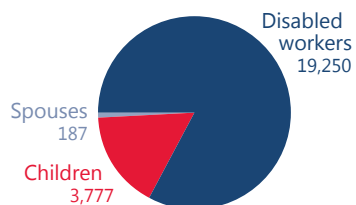
Congressional district	Number of beneficiaries				Average monthly benefit (dollars)			Total monthly benefits (millions of dollars)
	Total	Disabled workers	Children	Spouses	Disabled workers	Children	Spouses	
North Dakota	16,737	14,048	2,522	167	1,080	312	271	16.0
All areas ^a	10,931,092	8,954,518	1,827,619	148,955	1,165	349	315	11,120.2

SOURCES: Social Security Administration, Master Beneficiary Record, 100 percent data; and U.S. Postal Service geographic data.

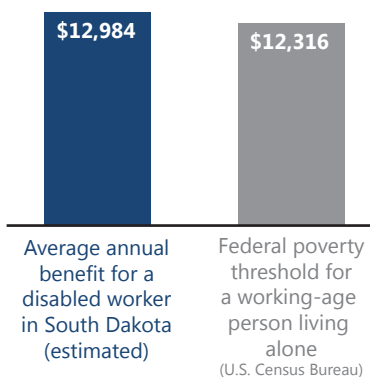
a. Includes beneficiaries in the 50 states, District of Columbia, American Samoa, Guam, Northern Mariana Islands, Puerto Rico, U.S. Virgin Islands, and foreign countries.



Most DI beneficiaries in South Dakota are disabled workers



Average annual benefits compared to the poverty threshold



Total annual benefits



While Social Security is best known for providing retirement benefits, the program also provides Disability Insurance (DI) protection to workers and their families (spouses, minor children, and disabled adult children).

Number of Disability Insurance beneficiaries in current-payment status, average monthly benefit, and total monthly benefits, December 2014

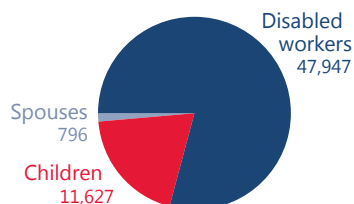
Congressional district	Number of beneficiaries				Average monthly benefit (dollars)			Total monthly benefits (millions of dollars)
	Total	Disabled workers	Children	Spouses	Disabled workers	Children	Spouses	
South Dakota	23,214	19,250	3,777	187	1,082	307	234	22.0
All areas ^a	10,931,092	8,954,518	1,827,619	148,955	1,165	349	315	11,120.2

SOURCES: Social Security Administration, Master Beneficiary Record, 100 percent data; and U.S. Postal Service geographic data.

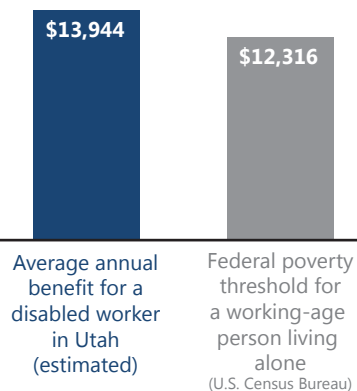
a. Includes beneficiaries in the 50 states, District of Columbia, American Samoa, Guam, Northern Mariana Islands, Puerto Rico, U.S. Virgin Islands, and foreign countries.



Most DI beneficiaries in Utah are disabled workers



Average annual benefits compared to the poverty threshold



Total annual benefits



While Social Security is best known for providing retirement benefits, the program also provides Disability Insurance (DI) protection to workers and their families (spouses, minor children, and disabled adult children).

Number of Disability Insurance beneficiaries in current-payment status, average monthly benefit, and total monthly benefits, December 2014

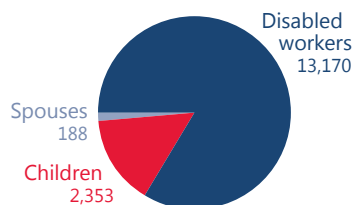
Congressional district	Number of beneficiaries				Average monthly benefit (dollars)			Total monthly benefits (millions of dollars)
	Total	Disabled workers	Children	Spouses	Disabled workers	Children	Spouses	
Utah	60,370	47,947	11,627	796	1,162	330	323	59.8
1	15,602	12,320	3,102	180	1,147	329	313	15.2
2	17,151	13,942	2,980	229	1,144	318	305	17.0
3	12,356	9,508	2,668	180	1,182	349	347	12.2
4	15,261	12,177	2,877	207	1,181	325	332	15.4
All areas ^a	10,931,092	8,954,518	1,827,619	148,955	1,165	349	315	11,120.2

SOURCES: Social Security Administration, Master Beneficiary Record, 100 percent data; and U.S. Postal Service geographic data.

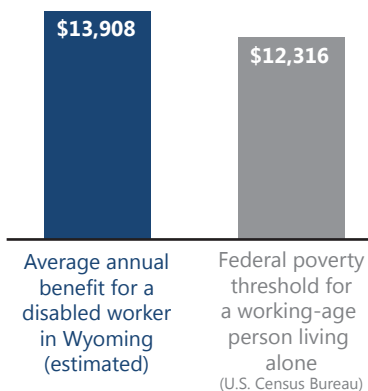
a. Includes beneficiaries in the 50 states, District of Columbia, American Samoa, Guam, Northern Mariana Islands, Puerto Rico, U.S. Virgin Islands, and foreign countries.



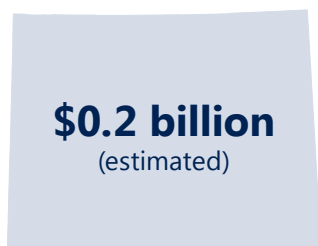
Most DI beneficiaries in Wyoming are disabled workers



Average annual benefits compared to the poverty threshold



Total annual benefits



While Social Security is best known for providing retirement benefits, the program also provides Disability Insurance (DI) protection to workers and their families (spouses, minor children, and disabled adult children).

Number of Disability Insurance beneficiaries in current-payment status, average monthly benefit, and total monthly benefits, December 2014

Congressional district	Number of beneficiaries				Average monthly benefit (dollars)			Total monthly benefits (millions of dollars)
	Total	Disabled workers	Children	Spouses	Disabled workers	Children	Spouses	
Wyoming	15,711	13,170	2,353	188	1,159	351	331	16.1
All areas ^a	10,931,092	8,954,518	1,827,619	148,955	1,165	349	315	11,120.2

SOURCES: Social Security Administration, Master Beneficiary Record, 100 percent data; and U.S. Postal Service geographic data.

a. Includes beneficiaries in the 50 states, District of Columbia, American Samoa, Guam, Northern Mariana Islands, Puerto Rico, U.S. Virgin Islands, and foreign countries.